

Sarasota County Government Workers' Compensation Claims Reported for All Agencies

(10/01/2008 through 05/31/2009)

Legend:
 RO=Report Only
 MO=Medical Only
 LT=Lost Time

Total Claims for Period	<u>LT</u>	<u>MO</u>	<u>RO</u>	<u>Total Claims Reported</u>
All Agencies	40	146	98	284
Total Paid to Date	\$477,291		Total Incurred Cost of Claims	
			\$1,316,856	

Average Delay in Claim Reporting

3 Day(s)

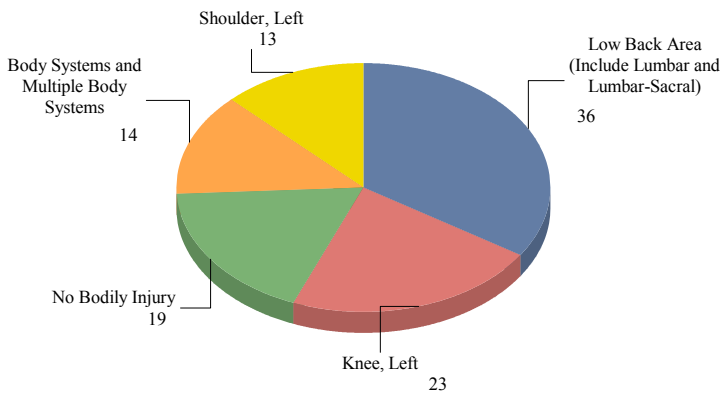
Injury/Illness Incident Rate (based on 40 hrs/wk)

7.25

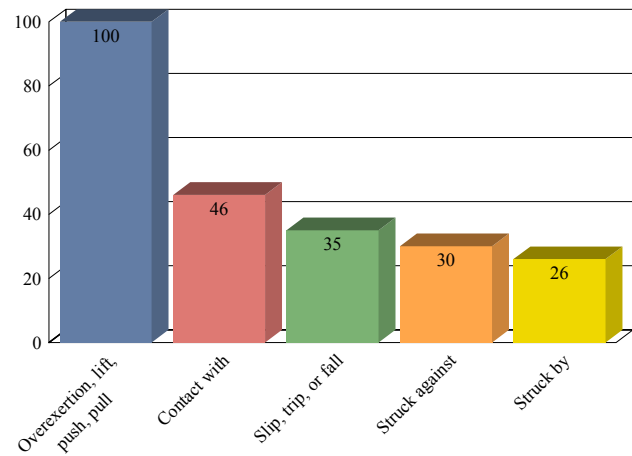
Total Cost per Employee (Incurred Basis)

\$348.93

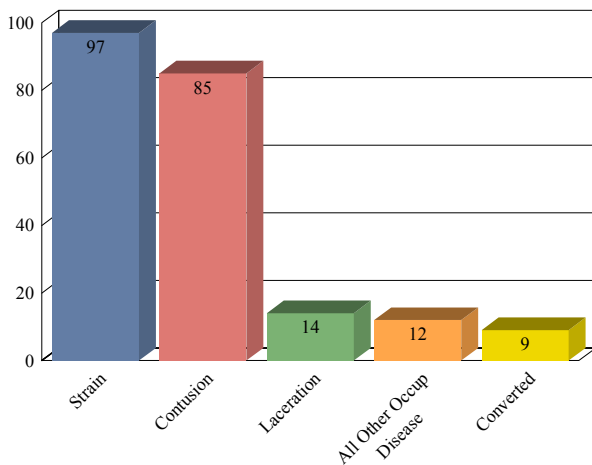
Top 5 Body Parts Injured



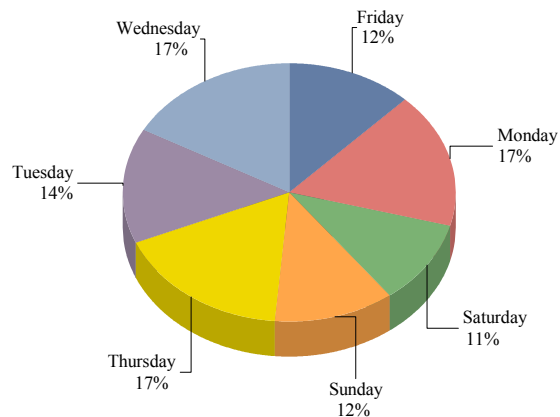
Top Accident Descriptions



Top 5 Injury Descriptions



Most Frequent Day of Injury



Average Incurred Cost per Claim:

LT	\$22,254
MO	\$2,923
RO	\$0

Report Date 6/5/2009