

Sarasota County Government Workers' Compensation Claims Reported for All Agencies

(10/01/2007 through 09/30/2008)

Legend:
 RO=Report Only
 MO=Medical Only
 LT=Lost Time

Total Claims for Period	<u>LT</u>	<u>MO</u>	<u>RO</u>	<u>Total Claims Reported</u>
All Agencies	70	329	153	552
Total Paid to Date	\$1,286,412		Total Incurred Cost of Claims	\$1,878,538

Average Delay in Claim Reporting

5 Day(s)

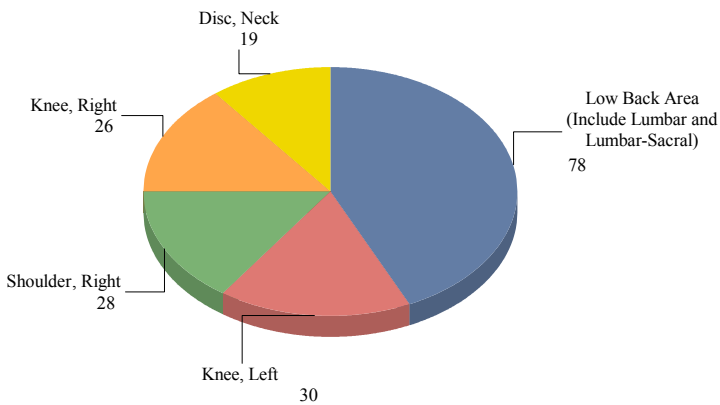
Injury/Illness Incident Rate (based on 40 hrs/wk)

10.17

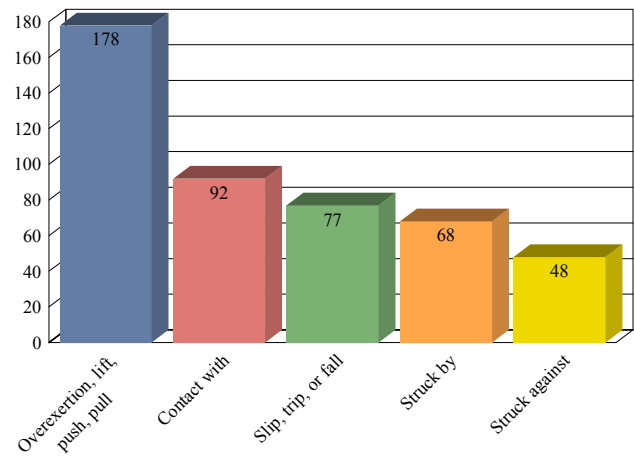
Total Cost per Employee (Incurred Basis)

\$497.70

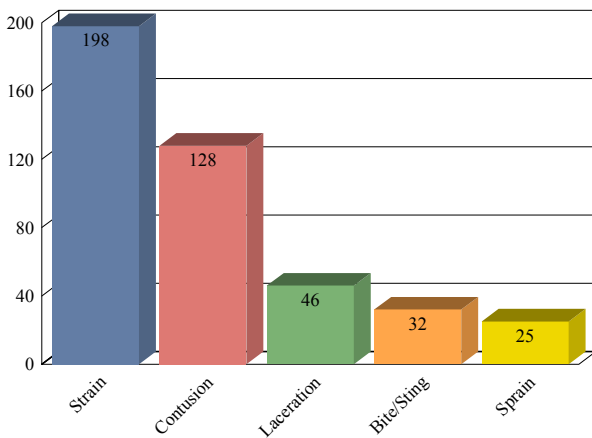
Top 5 Body Parts Injured



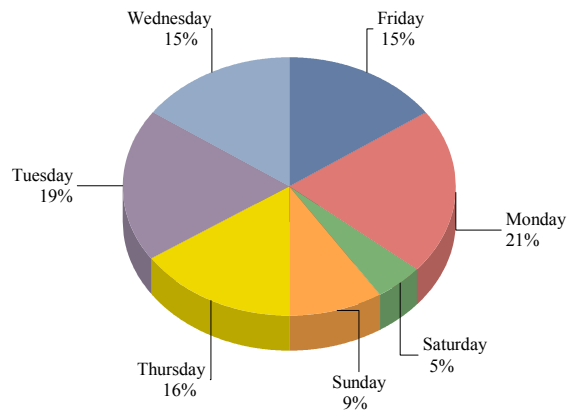
Top Accident Descriptions



Top 5 Injury Descriptions



Most Frequent Day of Injury



Average Incurred Cost per Claim:

LT	\$21,628
MO	\$1,108
RO	\$1

Report Date 6/5/2009